

For Release: Thursday, November 21, 2024

Contact: Virginia Works
Economic Information & Analytics Division
(804)786-7496
LMI@viriniaworks.gov

Follow us on Twitter X: [@VirginiaLMI](https://twitter.com/VirginiaLMI).

Virginia's Latest Unemployment Insurance Weekly Initial Claims at 2,265; Continued Claims at 15,438

RICHMOND— Virginia Works announced today that 2,265 unemployment insurance weekly **initial claims** were filed during the week ending November 16, 2024, which is 5.9 percent lower than last week's 2,408 claims and 28.0 percent higher than the comparable week of last year (1,770). Nearly 81 percent of claimants self-reported an associated industry; of those reported, the top five industries (58 percent) were Administrative and Support and Waste Management (251); Professional, Scientific, and Technical Services (246); Retail Trade (185); Construction (177); and Manufacturing (161).

Continued weeks claims (15,438) were 0.2 percent higher than last week (15,404) and were 27.8 percent higher than the comparable week of last year (12,083). Nearly 92 percent of claimants self-reported an associated industry; of those reported, the top five industries (60 percent) were Professional, Scientific, and Technical Services (2,534); Administrative and Support and Waste Management (1,980); Health Care and Social Assistance (1,478); Manufacturing (1,349); and Retail Trade (1,240).

Significant Layoffs and Announcements are available at the following websites:

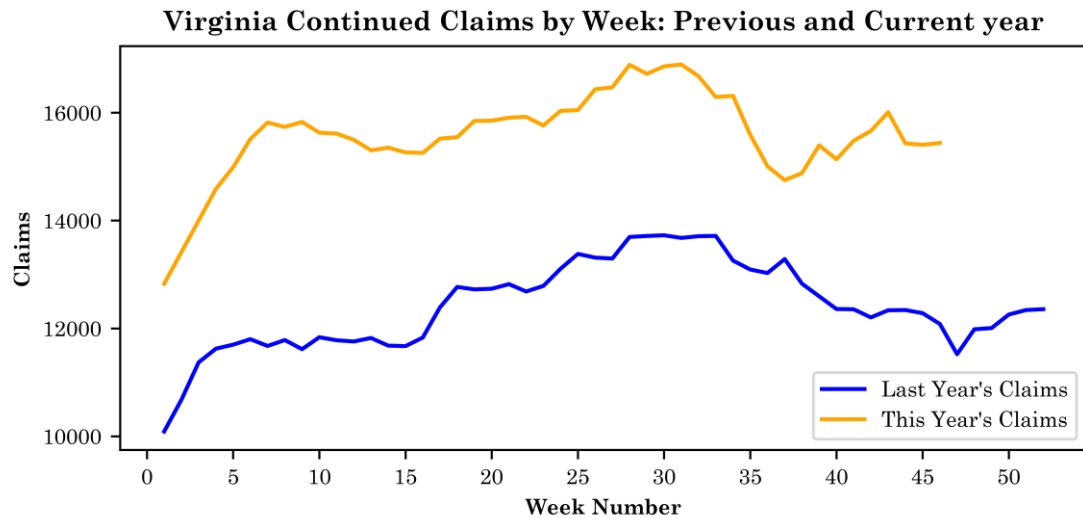
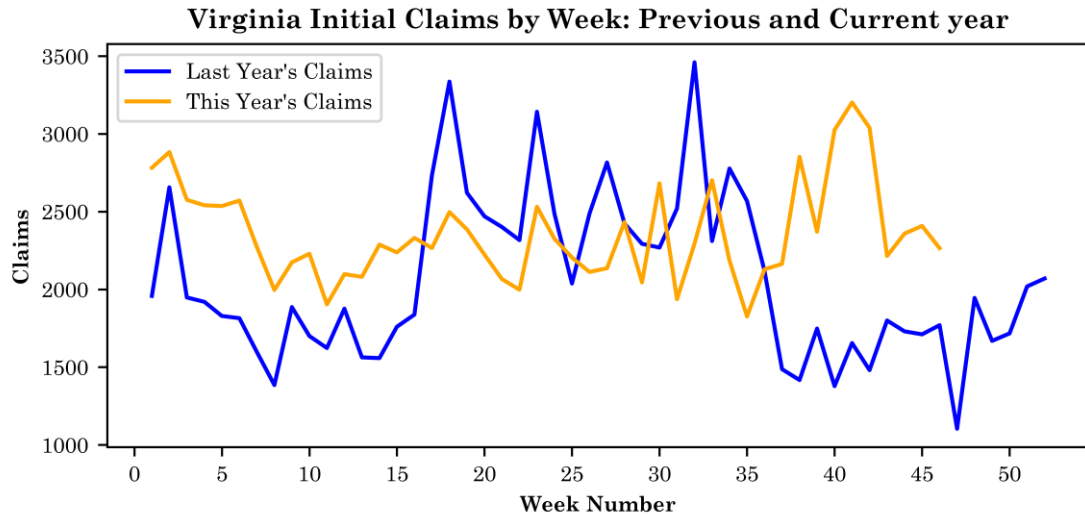
[WARN Notices | Virginia Employment Commission](#)

[Announcements | Virginia Economic Development Partnership](#)

(more)

Richmond, VA

Initial Claims – Comparison of Unemployment Insurance Activity				
	Week Ending	Week Ending	Week Ending	Last Year
	11/16/2024	11/09/2024	11/02/2024	11/18/2023
Initial Claims	2,265	2,408	2,359	1,770
Initial Change (%)	-143 (-5.9%)	+49 (+2.1%)	+144 (+6.5%)	+495 (+28.0%)
Continued Claims	15,438	15,404	15,431	12,083

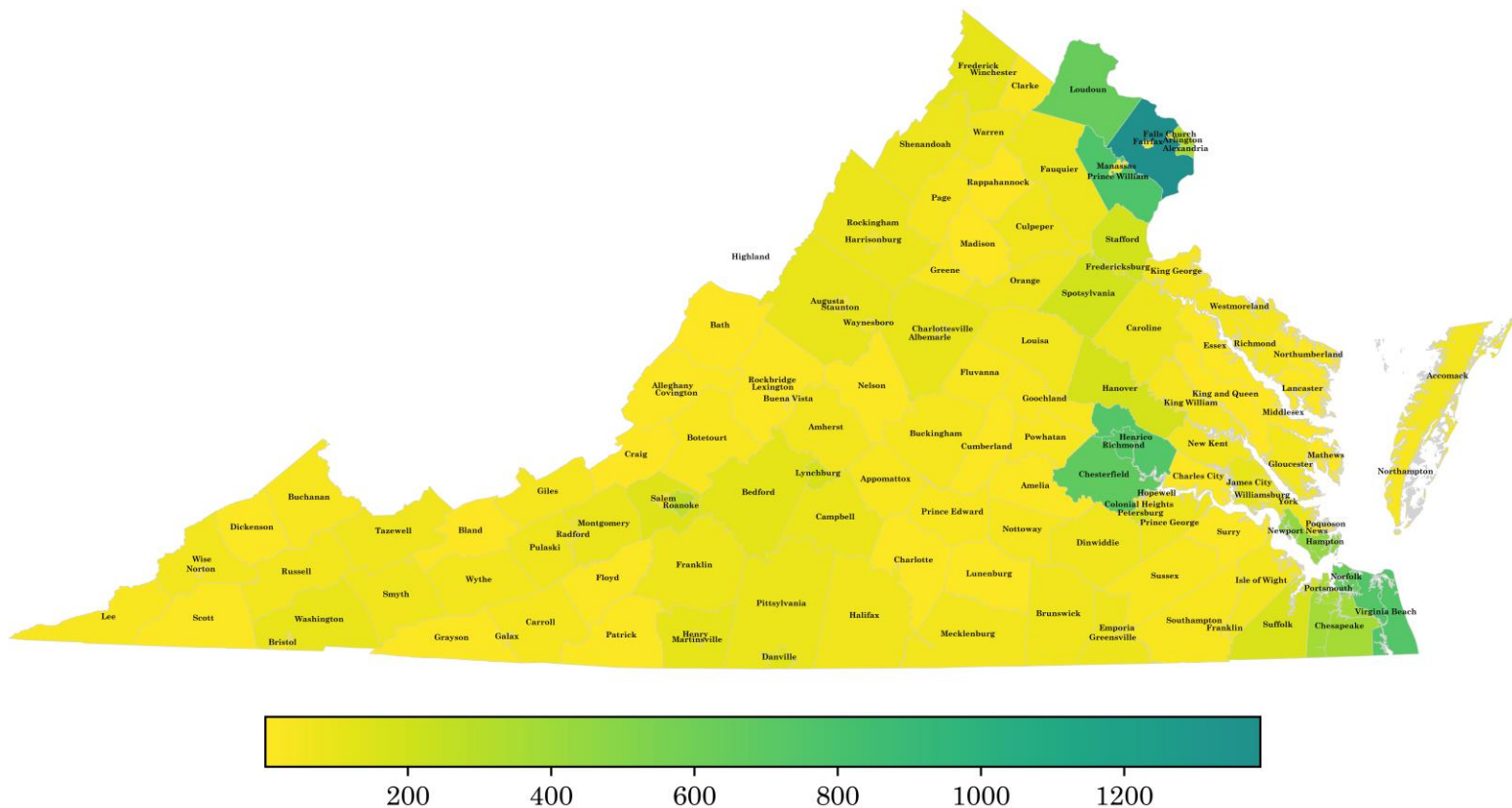


Virginia Continued Weeks Claimed

A person who has already filed an initial claim and who has experienced a week of unemployment files a continued claim to claim benefits for that week of unemployment. On a weekly basis, continued claims reflect a good approximation of the current number of insured unemployed workers filing for UI benefits, and are a good indicator of labor market conditions. While continued claims are not a leading indicator, they provide confirming evidence of the direction of the economy.

The color-coded map below shows the distribution of this week's continued claims for Virginia's counties and cities.

Yellow represents low numbers, while progressively darker shades transitioning from yellow to green and dark green signify increasing numbers of continued claims. The legend located at the bottom provides the color spectrum and its corresponding count of continued claims.



Initial Claims for All States

In the week ending November 16, the advance figure for seasonally adjusted initial claims was 213,000, a decrease of 6,000 from the previous week's revised level. The previous week's level was revised up by 2,000 from 217,000 to 219,000. The advance number of actual initial claims under state programs, unadjusted, totaled 213,035 in the week ending November 16, a decrease of 17,750 (or 7.7 percent) from the previous week. The seasonal factors had expected a decrease of 12,457 (or 5.4 percent) from the previous week. There were 240,990 initial claims in the comparable week in 2023.

Initial State Claims (5 largest decreases) (Not Seasonally Adjusted)			
State	Initial Claims (this week)	Initial Claims (prior week)	Change
California	43,928	48,585	-4,657
Georgia	3,483	5,637	-2,154
Texas	14,985	16,584	-1,599
New Jersey	10,556	12,103	-1,547
Ohio	6,576	7,790	-1,214

Initial State Claims (5 largest increases) (Not Seasonally Adjusted)			
State	Initial Claims (this week)	Initial Claims (prior week)	Change
Minnesota	6,815	6,162	653
Utah	1,922	1,384	538
Illinois	10,322	10,071	251
Idaho	1,509	1,331	178
Montana	1,290	1,118	172

All States Initial Weeks Claimed

An initial claim is a claim filed by an unemployed individual after a separation from an employer. The count of U.S. initial claims for unemployment insurance is a leading economic indicator because it is an indication of emerging labor market conditions in the country.

Below is a color-coded map illustrating the percentage change in initial claims from last week to this week across all states nationwide, derived from the latest U.S Department of Labor Weekly Claims News Release (<https://www.dol.gov/ui/data.pdf>). Green denotes a reduction in continued claims from last week, thus showing improvement, with progressively darker shades of green signifying greater improvement. Purple denotes an increase in continued claims from last week, thus showing deterioration, with progressively darker shades of purple signifying greater deterioration. Very light green, purple or white indicates minimal change from last week. The legend at the bottom provides the color spectrum along with its corresponding percentage value.

