

For Release: Thursday, January 16, 2025

Contact: Virginia Works
Economic Information & Analytics Division
(804) 786-7496
LMI@viriniaworks.gov

Follow us on Twitter X: [@VirginiaLMI](https://twitter.com/VirginiaLMI).

Virginia's Latest Unemployment Insurance Weekly Initial Claims at 3,407; Continued Claims at 16,539

RICHMOND— Virginia Works announced today that 3,407 unemployment insurance weekly **initial claims** were filed during the week ending January 11, 2025, which is 47.2 percent higher than last week's 2,314 claims and 18.2 percent higher than the comparable week of last year (2,883). Nearly 71 percent of claimants self-reported an associated industry; of those reported, the top five industries (61 percent) were Manufacturing (344); Construction (316); Professional, Scientific, and Technical Services (272); Administrative and Support and Waste Management (268); and Health Care and Social Assistance (186).

Continued weeks claims (16,539) were 3.5 percent higher than last week (15,983) and were 23.3 percent higher than the comparable week of last year (13,415). Nearly 91 percent of claimants self-reported an associated industry; of those reported, the top five industries (56 percent) were Professional, Scientific, and Technical Services (2,356); Administrative and Support and Waste Management (2,050); Manufacturing (1,462); Health Care and Social Assistance (1,399); and Construction (1,245).

Significant Layoffs and Announcements are available at the following websites:

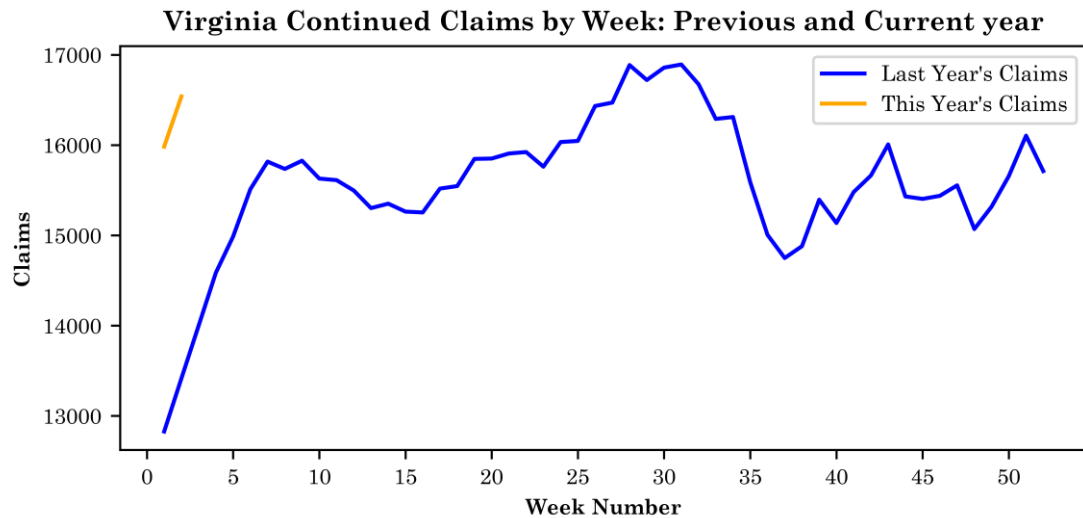
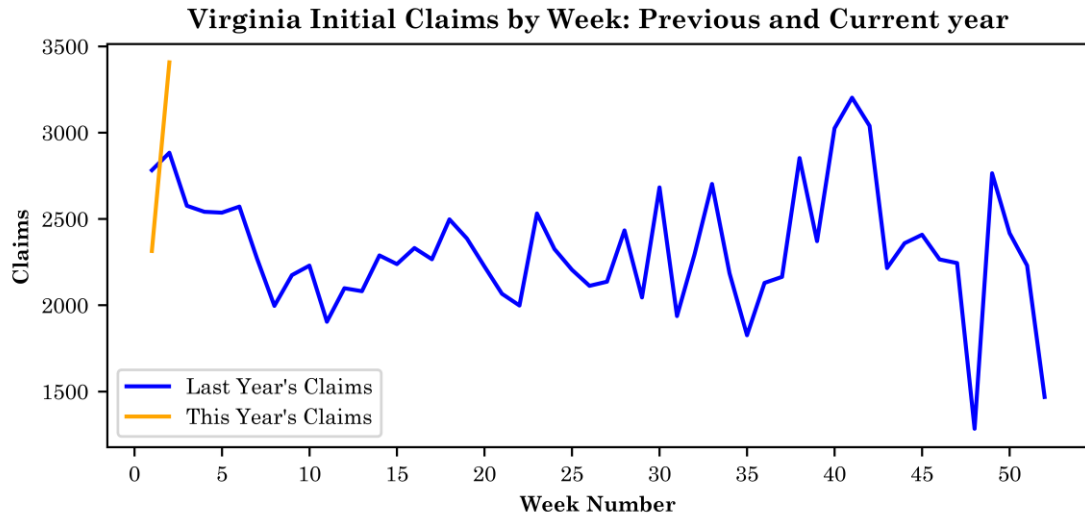
[WARN Notices | Virginia Employment Commission](#)

[Announcements | Virginia Economic Development Partnership](#)

(more)

Richmond, VA

Initial Claims – Comparison of Unemployment Insurance Activity				
	Week Ending	Week Ending	Week Ending	Last Year
	01/11/2025	01/04/2025	12/28/2024	01/13/2024
Initial Claims	3,407	2,314	1,468	2,883
Initial Change (%)	+1093 (+47.2%)	+846 (+57.6%)	-762 (-34.2%)	+524 (+18.2%)
Continued Claims	16,539	15,983	15,712	13,415

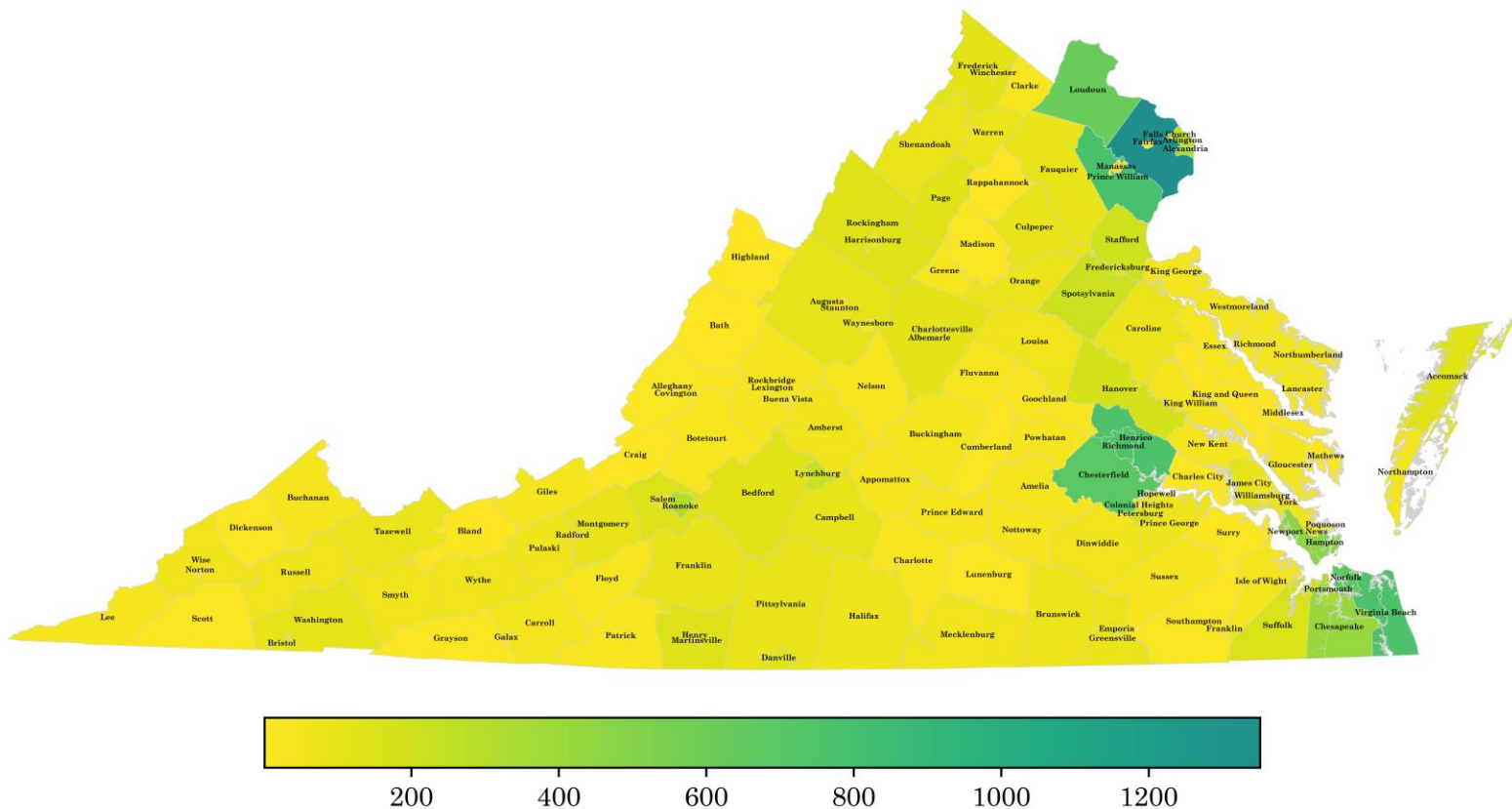


Virginia Continued Weeks Claimed

A person who has already filed an initial claim and who has experienced a week of unemployment files a continued claim to claim benefits for that week of unemployment. On a weekly basis, continued claims reflect a good approximation of the current number of insured unemployed workers filing for UI benefits, and are a good indicator of labor market conditions. While continued claims are not a leading indicator, they provide confirming evidence of the direction of the economy.

The color-coded map below shows the distribution of this week's continued claims for Virginia's counties and cities.

Yellow represents low numbers, while progressively darker shades transitioning from yellow to green and dark green signify increasing numbers of continued claims. The legend located at the bottom provides the color spectrum and its corresponding count of continued claims.



Initial Claims for All States

In the week ending January 11, the advance figure for seasonally adjusted initial claims was 217,000, an increase of 14,000 from the previous week's revised level. The previous week's level was revised up by 2,000 from 201,000 to 203,000. The advance number of actual initial claims under state programs, unadjusted, totaled 351,885 in the week ending January 11, an increase of 45,228 (or 14.7 percent) from the previous week. The seasonal factors had expected an increase of 22,498 (or 7.3 percent) from the previous week. There were 291,330 initial claims in the comparable week in 2024.

Initial State Claims (5 largest decreases) (Not Seasonally Adjusted)			
State	Initial Claims (this week)	Initial Claims (prior week)	Change
New York	22,223	37,298	-15,075
Wisconsin	6,441	9,986	-3,545
Washington	7,200	10,729	-3,529
Oregon	6,418	8,832	-2,414
Minnesota	6,989	8,887	-1,898

Initial State Claims (5 largest increases) (Not Seasonally Adjusted)			
State	Initial Claims (this week)	Initial Claims (prior week)	Change
Michigan	27,555	12,380	15,175
California	54,587	41,513	13,074
Texas	23,476	12,799	10,677
Illinois	19,053	13,297	5,756
Missouri	11,448	6,875	4,573

All States Initial Weeks Claimed

An initial claim is a claim filed by an unemployed individual after a separation from an employer. The count of U.S. initial claims for unemployment insurance is a leading economic indicator because it is an indication of emerging labor market conditions in the country.

Below is a color-coded map illustrating the percentage change in initial claims from last week to this week across all states nationwide, derived from the latest U.S Department of Labor Weekly Claims News Release (<https://www.dol.gov/ui/data.pdf>). Green denotes a reduction in continued claims from last week, thus showing improvement, with progressively darker shades of green signifying greater improvement. Purple denotes an increase in continued claims from last week, thus showing deterioration, with progressively darker shades of purple signifying greater deterioration. Very light green, purple or white indicates minimal change from last week. The legend at the bottom provides the color spectrum along with its corresponding percentage value.

