

For Release: Thursday, February 13, 2025

Contact: Virginia Works
Economic Information & Analytics Division
(804) 786-7496
LMI@viriniaworks.gov

Follow us on X (formerly Twitter): [@VirginiaLMI](https://twitter.com/VirginiaLMI).

Virginia's Latest Unemployment Insurance Weekly Initial Claims Up at 3,202; Continued Claims at 17,288

RICHMOND— Virginia Works announced today that 3,202 unemployment insurance weekly **initial claims** were filed during the week ending February 08, 2025, which is 22.9 percent higher than last week's 2,606 claims and 24.5 percent higher than the comparable week of last year (2,571). Nearly 73 percent of claimants self-reported an associated industry; of those reported, the top five industries (61 percent) were Professional, Scientific, and Technical Services (426); Administrative and Support and Waste Management (313); Health Care and Social Assistance (275); Retail Trade (204); and Manufacturing (169).

Continued weeks claims (17,288) were 0.5 percent higher than last week (17,201) and were 11.5 percent higher than the comparable week of last year (15,511). Nearly 92 percent of claimants self-reported an associated industry; of those reported, the top five industries (57 percent) were Professional, Scientific, and Technical Services (2,508); Administrative and Support and Waste Management (2,159); Construction (1,622); Health Care and Social Assistance (1,444); and Manufacturing (1,397).

Significant Layoffs and Announcements are available at the following websites:

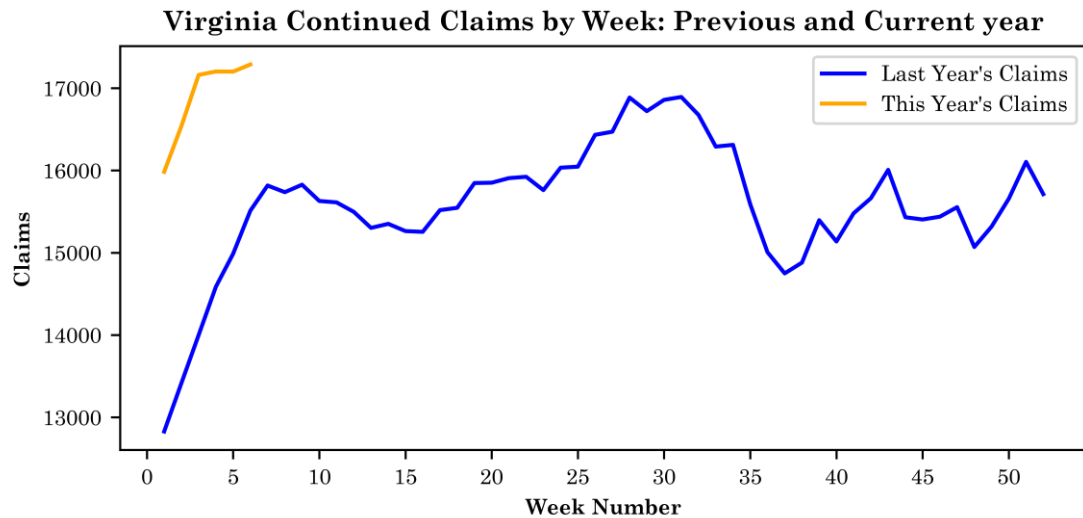
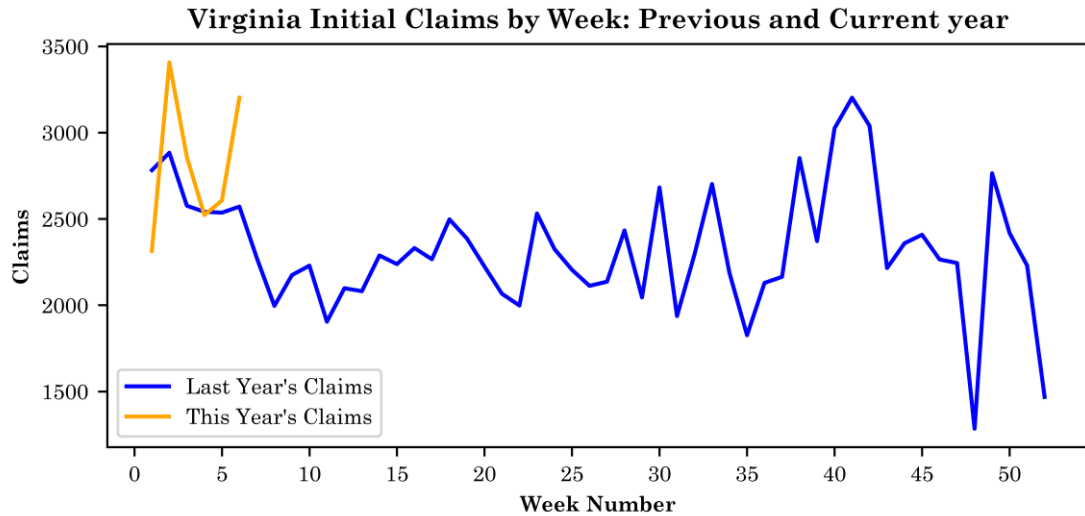
[WARN Notices | Virginia Works](#)

[Announcements | Virginia Economic Development Partnership](#)

(more)

Richmond, VA

Initial Claims – Comparison of Unemployment Insurance Activity				
	Week Ending	Week Ending	Week Ending	Last Year
	02/08/2025	02/01/2025	01/25/2025	02/10/2024
Initial Claims	3,202	2,606	2,522	2,571
Initial Change (%)	+596 (+22.9%)	+84 (+3.3%)	-336 (-11.8%)	+631 (+24.5%)
Continued Claims	17,288	17,201	17,203	15,511

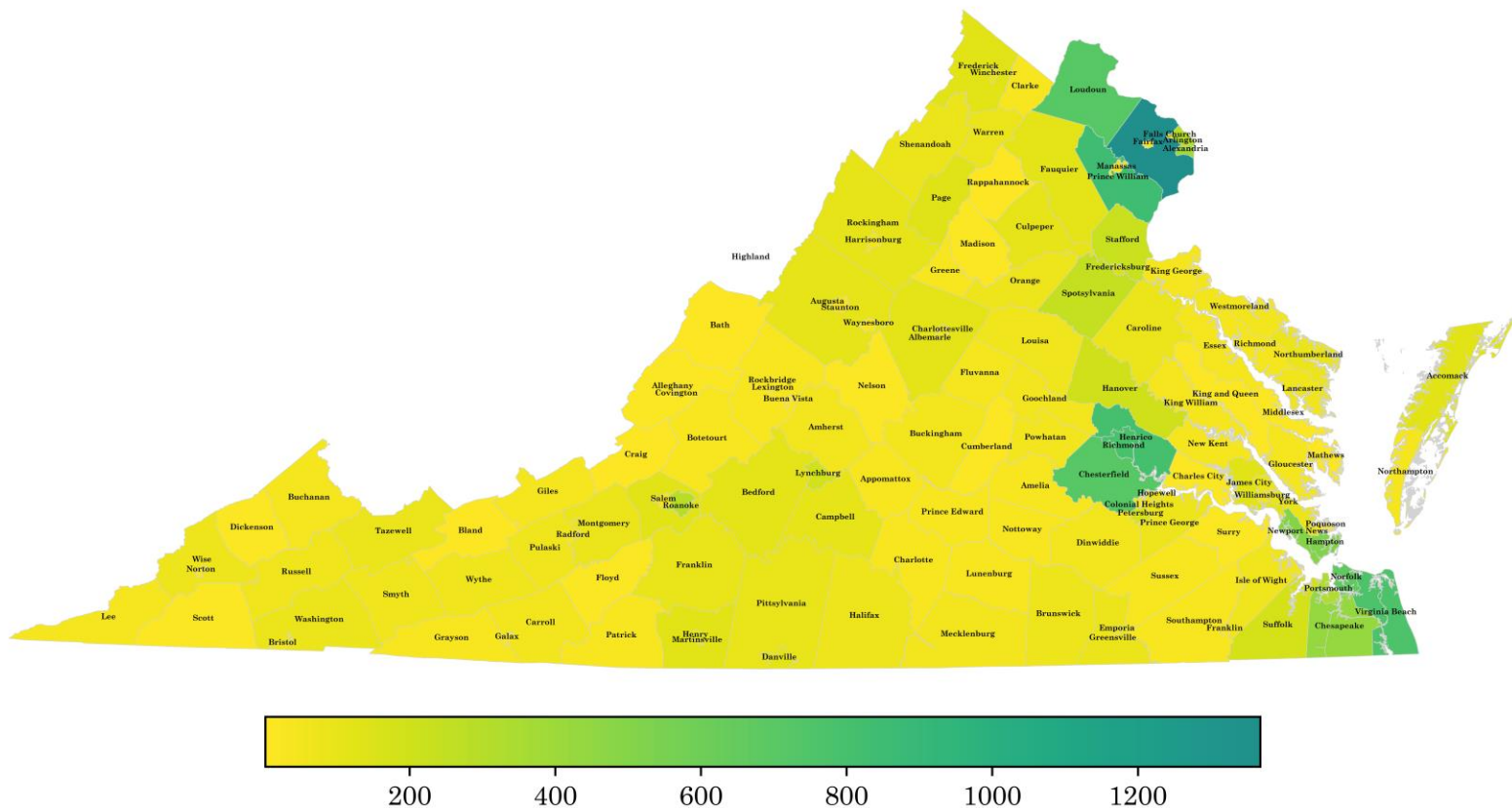


Virginia Continued Weeks Claimed

A person who has already filed an initial claim and who has experienced a week of unemployment files a continued claim to claim benefits for that week of unemployment. On a weekly basis, continued claims reflect a good approximation of the current number of insured unemployed workers filing for UI benefits, and are a good indicator of labor market conditions. While continued claims are not a leading indicator, they provide confirming evidence of the direction of the economy.

The color-coded map below shows the distribution of this week's continued claims for Virginia's counties and cities.

Yellow represents low numbers, while progressively darker shades transitioning from yellow to green and dark green signify increasing numbers of continued claims. The legend located at the bottom provides the color spectrum and its corresponding count of continued claims.



Initial Claims for All States

In the week ending February 8, the advance figure for seasonally adjusted initial claims was 213,000, a decrease of 7,000 from the previous week's revised level. The previous week's level was revised up by 1,000 from 219,000 to 220,000. The advance number of actual initial claims under state programs, unadjusted, totaled 231,006 in the week ending February 8, a decrease of 10,095 (or 4.2 percent) from the previous week. The seasonal factors had expected a decrease of 1,761 (or 0.7 percent) from the previous week. There were 223,985 initial claims in the comparable week in 2024.

Initial State Claims (5 largest decreases) (Not Seasonally Adjusted)			
State	Initial Claims (this week)	Initial Claims (prior week)	Change
Pennsylvania	12,451	15,426	-2,975
New York	16,243	19,162	-2,919
Wisconsin	4,831	6,295	-1,464
Ohio	6,380	7,564	-1,184
Missouri	2,994	3,971	-977

Initial State Claims (5 largest increases) (Not Seasonally Adjusted)			
State	Initial Claims (this week)	Initial Claims (prior week)	Change
California	51,069	49,384	1,685
Oregon	5,552	4,848	704
Washington	7,114	6,474	640
Florida	6,486	5,962	524
District of Columbia	1,780	1,310	470

All States Initial Weeks Claimed

An initial claim is a claim filed by an unemployed individual after a separation from an employer. The count of U.S. initial claims for unemployment insurance is a leading economic indicator because it is an indication of emerging labor market conditions in the country.

Below is a color-coded map illustrating the percentage change in initial claims from last week to this week across all states nationwide, derived from the latest U.S Department of Labor Weekly Claims News Release (<https://www.dol.gov/ui/data.pdf>). Green denotes a reduction in continued claims from last week, thus showing improvement, with progressively darker shades of green signifying greater improvement. Purple denotes an increase in continued claims from last week, thus showing deterioration, with progressively darker shades of purple signifying greater deterioration. Very light green, purple or white indicates minimal change from last week. The legend at the bottom provides the color spectrum along with its corresponding percentage value.

